
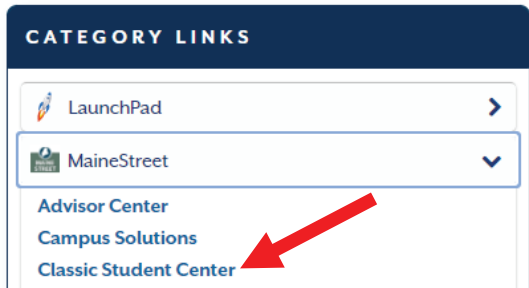


How to Enroll in Classes From Your Wish List in MaineStreet Classic Student Center

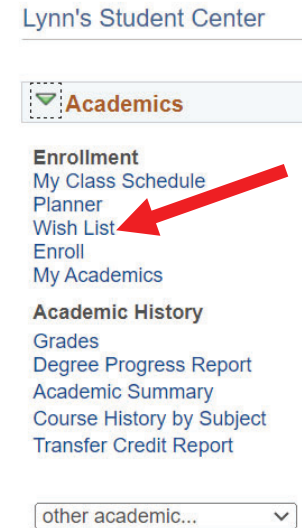
1. Log into your student portal at <https://my.uma.edu>. Underneath your Launchpad, click on the word “MaineStreet”:



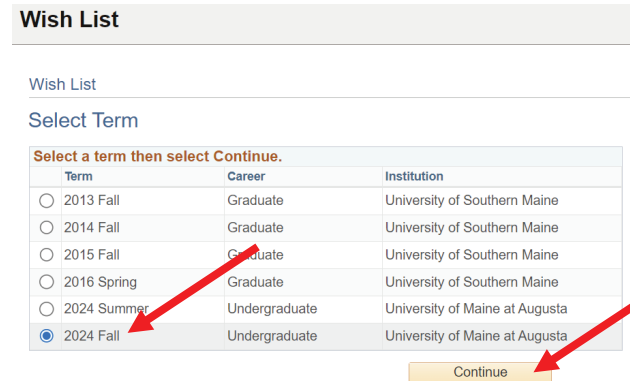
2. Click on “Classic Student Center”:



3. Once in your Student Center, click on “Wish List”:



4. Select the term and university you are making your Wish List for. For example, Fall 2024, University of Maine at Augusta, then click “Continue”:



5. Click the Select box(es), and then click the green “Enroll” button:

2024 Fall | Undergraduate | University of Maine at Augusta Change Term

Open Closed Wait List Reserved

Add to Wish List
Enter Class Nbr
 enter

Find Classes
 Class Search
search

Wish List is approved.

Select	Class	Days/Times	Room	Instructor	Units	Status
<input checked="" type="checkbox"/>	100-9001 (87313)	TBA	Online	Z. Roth	3.00	<input checked="" type="checkbox"/>
<input checked="" type="checkbox"/>	SOC 101-7000 (87362)	We 1:00PM - 3:45PM	Online Live	L. Lake- Corral	3.00	<input checked="" type="checkbox"/>

for selected delete validate enroll

6. Then, follow all the prompts to complete your enrollment.

7. It is recommended to double check your enrollment by going back to your Student Center, clicking on “My Class Schedule,” clicking on the appropriate semester, and then clicking on “Continue” to make sure all the desired classes have been successfully added to your schedule.

Lynn's Student Center

Academics

Enrollment

[My Class Schedule](#)

[Planner](#)

[Wish List](#)

[Enroll](#)

[My Academics](#)

My Class Schedule

Select a term, then select Continue.

Term	Career	Institution
<input type="radio"/> 2024 Summer	Undergraduate	University of Maine at Augusta
<input type="radio"/> 2024 Fall	Undergraduate	University of Maine at Augusta

Cancel

Continue